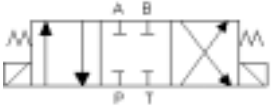
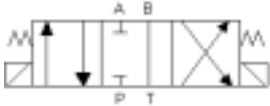
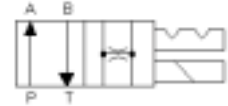
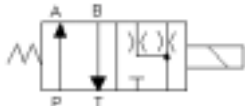

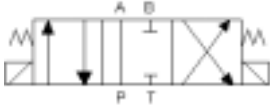

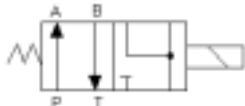


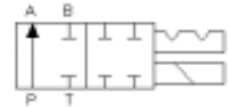
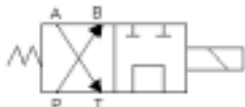
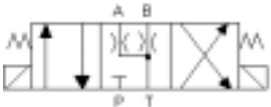


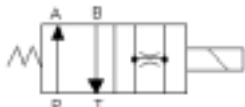
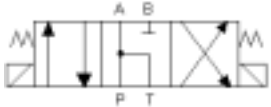

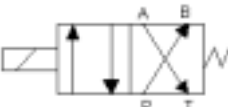
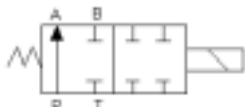
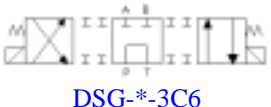
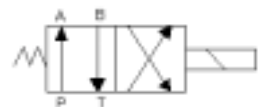
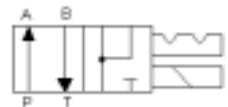
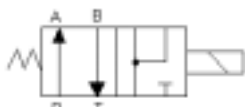
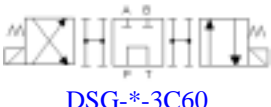
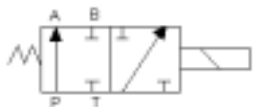
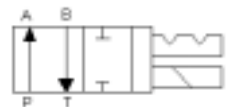
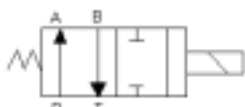
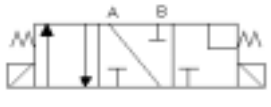

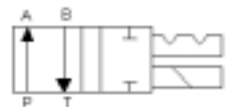
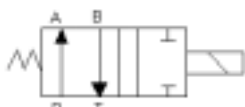
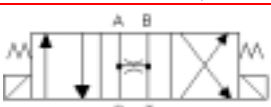
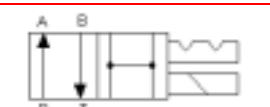
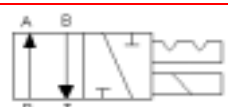
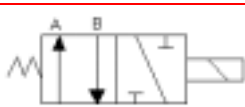


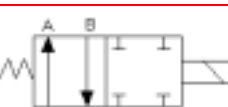
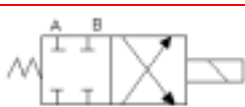


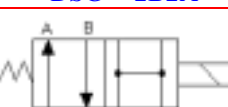
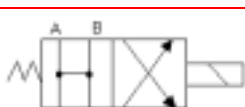
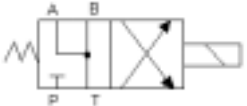
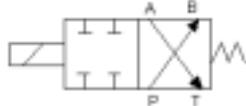

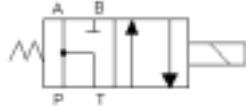
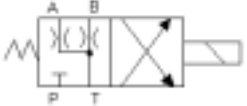

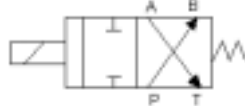
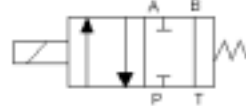
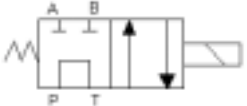
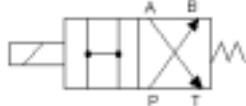
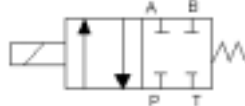
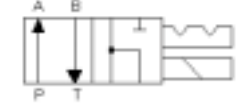
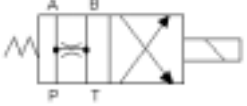
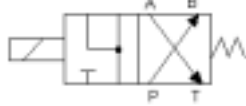
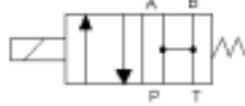
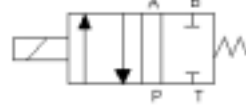
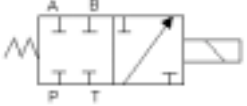
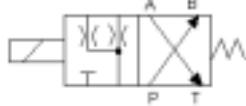
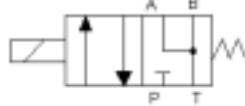
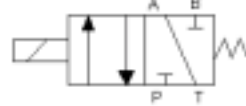

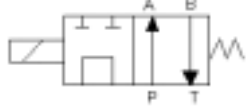
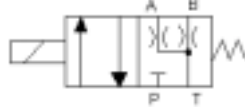
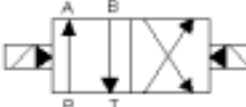

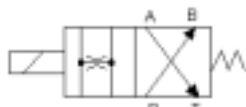

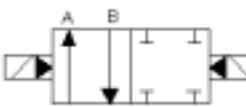
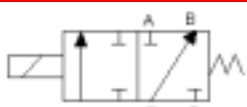
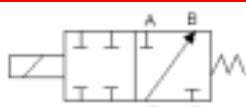
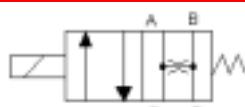
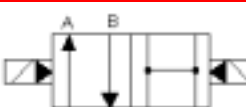

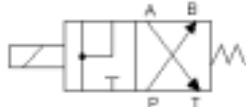
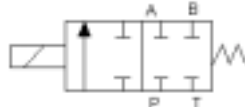
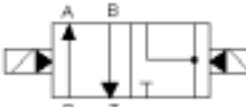
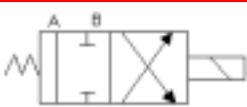
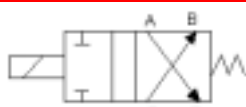
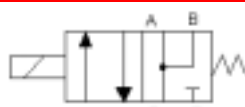
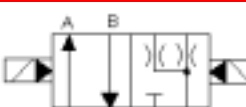


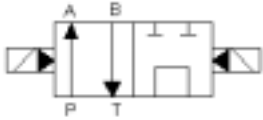
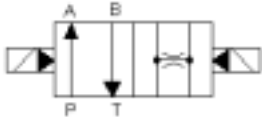
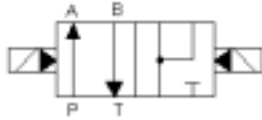
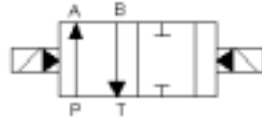
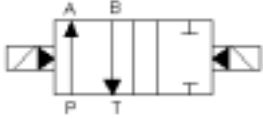
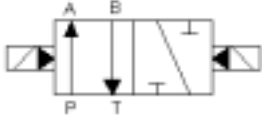
YUKEN DIRECTIONAL CONTROL VALVE SPOOL CONFIGURATIONS

Drawing/Model Number	Drawing/Model Number	Drawing/Model Number	Drawing/Model Number
 DSG-*-3C2	 DSG-*-3C10	 DSG-*-2D7A	 DS-*-2B40A
 DSG-*-3C3	 DSG-*-3C11	 DSG-*-2D60A	 DSG-*-2B4A
 DSG-*-3C4	 DSG-*-3C12	 DSG-*-2D8A	 DSG-*-2B60A
 DSG-*-3C40	 DSG-*-2D*	 DSG-03-3D15A	 DSG-*-2B7A
 DSG-*-3C5	 DSG-*-2D8	 DSG-*-2B*-L	 DSG-*-2B8A
 DSG-*-3C6	 DSG-*-2B*	 DSG-*-2D9A	 DSG-*-2B9A
 DSG-*-3C60	 DSG-*-2B8	 DSG-*-2D10A	 DSG-*-2B10A
 DSG-03-3C62 (Special modification)	 DSG-*-2D2A	 DSG-*-2D11A	 DSG-*-2B11A
 DSG-*-3C7	 DSG-*-2D3A	 DSG-*-2D12A	 DSG-*-2B12A
 DSG-*-3C8	 DSG-*-2D4A	 DSG-*-2B2A	 DSG-*-2B2B
 DSG-*-3C9	 DSG-*-2D40A	 DSG-*-2B3A	 DSG-*-2B3B

YUKEN DIRECTIONAL CONTROL VALVE SPOOL CONFIGURATIONS

YUKEN DIRECTIONAL CONTROL VALVE SPOOL CONFIGURATIONS			
Drawing/Model Number	Drawing/Model Number	Drawing/Model Number	Drawing/Model Number
 DSG-*-2B4B	 DSG-*-2B2A-*-L	 DSG-*-2B12A-*-L	 SG-01-2B5B or DSG-03-2B15B D
 DSG-*-2B40B	 DSG-*-2B12B	 DSG-*-2B11A-*-L	 SG-*-2B10B-*-L D
 DSG-*-2B60B	 DSG-*-2B3A-*-L	 DSG-*-2B2B-*-L	 SG-01-2D5A D
 DSG-*-2B7B	 DSG-*-2B4A-*-L	 DSG-*-2B3B-*-L	 SG-*-2B11B-*-L D
 DSG-*-2B8B	 DSG-*-2B40A-*-L	 DSG-*-2B4B-*-L	 SG-*-2B12B-*-L D
 DSG-*-2B9B	 DSG-*-2B60A-*-L	 DSG-*-2B40B-*-L	 SHG(F)-*-2N* D
 DSG-01-2B5A or DSG-03-2B15A	 DSG-*-2B7A-*-L	 DSG-*-2B60B-*-L	 SHG(F)-*-2N2A D
 DSG-*-2B8-L	 DSG-*-2B8A-*-L	 DSG-*-2B7B-*-L	 SHG(F)-*-2N3A D
 DSG-*-2B10B	 DSG-*-2B9A-*-L	 DSG-*-2B8B-*-L	 SHG(F)-*-2N4A D
 DSG-*-2B11B	 DSG-*-2B10A-*-L	 DSG-*-2B9B-*-L	 SHG(F)-*-2N40A D

YUKEN DIRECTIONAL CONTROL VALVE SPOOL CONFIGURATIONS

Drawing/Model Number	Drawing/Model Number	Drawing/Model Number	Drawing/Model Number
 <p>DSHG(F)-*-2N60A</p>	 <p>DSHG(F)-*-2N7A</p>	 <p>DSHG(F)-*-2N9A</p>	 <p>SHG(F)-*-2N10A</p>
 <p>DSHG(F)-*-2N11A</p>	 <p>DSHG(F)-*-2N12A</p>		

D